



FL fix white

- Marble Cement -

White natural stone and tile cement



Colour	Availability
	Quantity per pallet 30
	Size / Quantity 25 kg
	Type of container Paper bag
	Container code 25
	Art. no.
white	2850 ■

Application rate



Approx. 1.15 kg/m²/mm layer thickness

4 mm tooth: approx. 2.3 kg/m²

8 mm tooth: approx. 4.6 kg/m²

Range of use



- Bonding wall and floor coverings made of natural stone
- Laying ceramic wall and floor coverings
- Bonding glass mosaic and glass tiles
- For interior and exterior use
- Dry, wet and underwater environments
- Levelling of substrates with unevenness up to 5 mm

Property profile

- White binder
- Rapid water binding
- High adhesive pull strength (C 2)
- Fast setting (F)
- High slip resistance (T) and bond strength
- Extended open time (E)
- Flexible (S 1)
- Very low emissions (GEV-EMICODE EC 1^{plus})

Characteristic data of the product



Bulk density	Approx. 1.2 kg/dm ³
Water requirement	Approx. 6.5 l/25 kg
Foot traffic/ready for use	Approx. 3 hours
Loading	Approx. 24 hours
Cement bed thickness	Up to max. 15 mm
Open time	Approx. 30 minutes (depending on temperature)

The values stated represent typical characteristic data of the product and are not to be understood as binding product specifications.

Certificates

➤ [Classification of fire behaviour_MPA Erwitte No. 230009007-10](#)

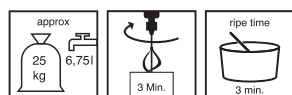
Possible system products

- [Primer Hydro F \(2842\)](#)
- [Decoupling mat \(4301\)](#)
- [Remmers tile grouts](#)
- [Remmers flooring compounds](#)
- [Remmers joint sealants](#)

Preparation

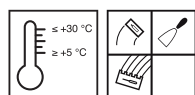
- **Substrate requirements**
Clean, dust-free and capable of supporting a load.
- **Substrate preparation**
Level the substrate.
Pretreat highly absorbent substrates with Primer Hydro F (Art. 2842).

Production of the mixture



- **Mixing**
Pour water into a clean container and add dry mortar.
Mix thoroughly with a mixer for approx. 3 minutes until homogeneous.
Leave to mature for approx. 3 minutes
Then briefly mix again.

Directions



- **Conditions for use**
Temperature of the material, air and substrate: from min. +5 °C to max. +30 °C.
Low temperatures increase, while high temperatures decrease the working and setting time.
- **Working time (+20 °C)**
Approx. 45 minutes

To increase the adhesive pull strength, apply a scratch coat (contact layer) first.
Apply the product directly using a suitable toothed trowel.
Lay the surface covering on the wet mortar bed, pushing down gently.
Remove wet mortar residue from the top of the surface covering promptly.
Remove excess mortar from the joint network.

Tips on use

Do not use on areas directly exposed to sunlight or on heated surfaces.
Once it has hardened, mortar must not be made workable again by adding either water or more wet mortar.
When using with heated flooring, a closed layer of mortar 2 mm thick must be created beneath the floor covering in order to ensure correct functioning.



When laying on existing, tightly adhering old surface coverings, apply a scratch coat before laying the new covering.
On newly laid screed, the readiness for covering must be determined according to the CM method.
* Natural fillers lead to slight deviations in the amount of water required. The optimum water quantity depends on the building site conditions and the layer thickness.

Notes

Low chromate content in accordance with Directive 2003/53/EC.
The characteristic data of the product were calculated under laboratory conditions at 20°C and 65% relative humidity.
The mixing water must be of drinking water quality.
Deviations from applicable regulations must be agreed separately.
The relevant test certificates must be observed when planning and carrying out work.

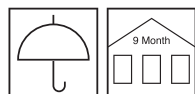
Tools / Cleaning



Mixer, trowel, smoothing trowel, finishing trowel, notched trowel

Clean tools with water while the material is still fresh.

Storage / Shelf life



If stored dry in closed containers, the product will keep for approximately 9 months.

Safety data / Regulations

For further information on the safety aspects of transporting, storing and handling the product and on disposal and environmental matters, please see the current Safety Data Sheet.

Disposal

Larger quantities of leftover product should be disposed of in the original containers in accordance with the applicable regulations. Completely empty, clean containers should be recycled. Do not dispose of together with household waste. Do not allow to enter the sewage system. Do not empty into drains.

Declaration of performance

➤ [Declaration of performance](#)



Declaration of
conformity



Remmers GmbH
Bernhard-Remmers-Str. 13, D – 49624 Lönigen

05
GBI P 22-4
EN 12004: 2017-05
2850

Cementitious mortar for elevated requirements with reduced slippage and extended open time (class C2 FTE S1)

Reaction to fire:	Class E
Initial tensile adhesion strength:	$\geq 1.0 \text{ N/mm}^2$ (C 2)
Tensile adhesion strength after water immersion:	$\geq 1.0 \text{ N/mm}^2$ (C 2)
Tensile adhesion strength after thermal aging:	$\geq 1.0 \text{ N/mm}^2$ (C 2)
Tensile adhesion strength after freeze/thaw cycles:	$\geq 1.0 \text{ N/mm}^2$ (C 2)
Open time: Tensile adhesion strength	$\geq 0.5 \text{ MPa}$
Extended open time: Tensile adhesion strength	$\geq 0.5 \text{ MPa}$
Early adhesive pull strength:	$\geq 0.5 \text{ MPa}$
Slipping:	$\leq 0.5 \text{ mm}$

Please note that the data and information given above have been calculated as guidelines in the laboratory and from real-life experience and are therefore not binding as a basic principle.

This information is therefore of a general nature only and describes our products and how they are used and worked with. In this respect, it must be borne in mind that the varied and diverse nature of the

prevailing working conditions, materials used and construction sites encountered means that not every individual case can be covered. In this respect, we therefore recommend either conducting tests or liaising with us in the event of any doubt. Unless we have provided express written assurance of the products' specific suitability or characteristics in respect of a contractually stipulated intended use, any technical application-related advice or instruction will never

be binding, even though it is provided to the best of our knowledge. In all other respects, our general terms and conditions of sale and delivery shall apply.

When a new version of this Technical Data Sheet is published, it shall replace the previous version.